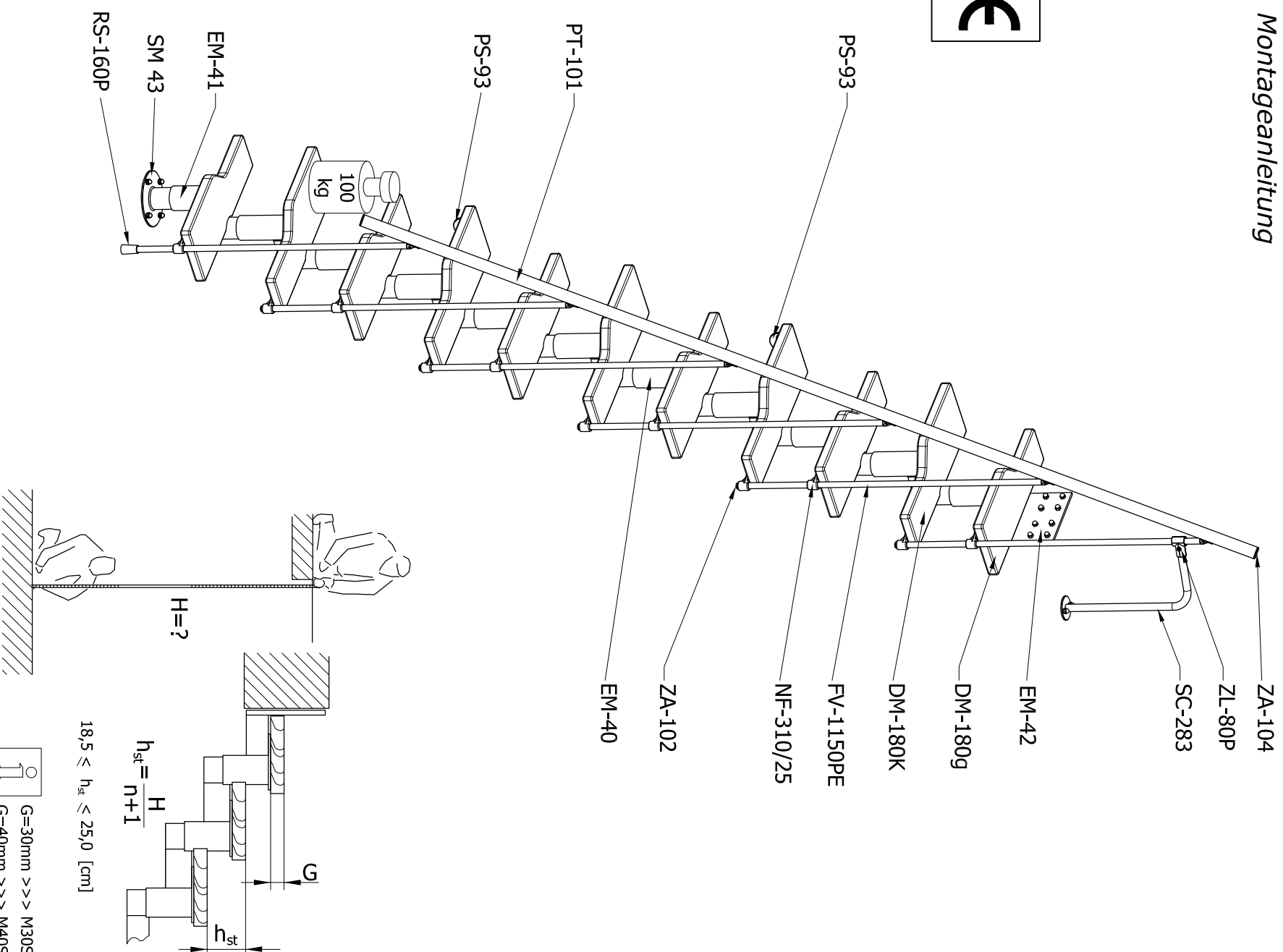



ATRIUM MINI M30S / M40S

Instrukcja montażu
Assembly guide
Montageanleitung



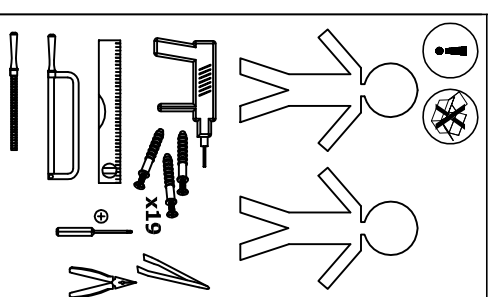
Wykaz części / Detail list / Stückliste

a	EM-42	b	EM-40	c	EM-41	d	ZL-80P										
e	DM-180g/DM-180Pg opcja / option	f	DM-180K/DM-180KP opcja / option	g	SM-43	g1	ZA-102	h	LT-84PE								
i	PS-93	j	ZA-104	k	PT-101	k1	NF-310/25	m	M5x20	k3	RS-160P	l	S3+S4+S6				
l	M8x10	n	M5	n1	M6	o	6x25 / 6x35 opcja / option	o1	6x30 / 6x35 opcja / option	p	3,9x19	r	M6x12	s	M8x22	t	M8
u	FV-1150PE	w	SC-283														



POTRZEBNE RÓWNIEŻ
DO MONTAŻU!


ALSO NEEDED!

AUCH BENÖTIGTE!



Środki ostrożności / Precautions
/ Vorsichtsmaßnahmen





	<p>1.1 a</p>		<p>3.1 u+g1+m+n+h</p>	
<p>1.3 b+o+f</p>	<p>1.2 a+o+e</p>	<p>3.2 k1+o+f/e</p>	<p>4.1 k+j</p>	
	<p>2.1 b+o+f</p>	<p>4.2 u g1 m h + p + k</p>	<p>5.2 w+d+s+t+u</p>	
<p>2.3 ao+e1+bof+...</p>	<p>2.4</p>	<p>5.3 u+k3</p> <p>opcja / option</p>	<p>6.1 i+o+e</p>	
	<p>2.5 co+e1+g</p>	<p>5.1 k3+k4</p> <p>opcja / option</p>	<p>2.6 co+e1+g</p>	